



SSCT5V012D2

1-line Bidirectional Micro Packaged TVS Protector

● Description

The SSCT5V012D2 is designed with SSC technology to protect voltage sensitive components from Surge. Excellent clamping capability, low leakage, and fast response time provide best in class protection on designs that are exposed to surge.

It has been specifically designed to protect sensitive components which are connected to data and transmission lines from overvoltage caused by ESD (electrostatic discharge), and EFT (electrical fast transients). Because of its small size, it is suited for use in cellular phones, MP3 players, digital cameras and many other portable applications where board space comes at a premium.

● Feature

- ✧ 2280W peak pulse power ($t_P = 8/20\mu s$)
- ✧ SOD-323 Package
- ✧ Working voltage: 5V
- ✧ Low clamping voltage
- ✧ Low leakage current
- ✧ Response Time is < 1 ns
- ✧ RoHS compliant
- ✧ Complies with following standards:
 - IEC 61000-4-2 (ESD) immunity test
 - Air discharge: ± 30 kV
 - Contact discharge: ± 30 kV
 - IEC61000-4-5 (Surge) 120A (8/20 μs)

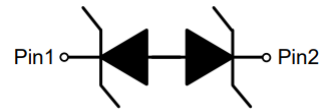
● Applications

- ✧ Power supply protection
- ✧ Power management
- ✧ Cellular handsets and accessories
- ✧ Portable instrumentation
- ✧ Notebooks, Desktops, Servers
- ✧ Projection TV

● PIN configuration



SOD-323



Circuit diagram



Marking (Top View)

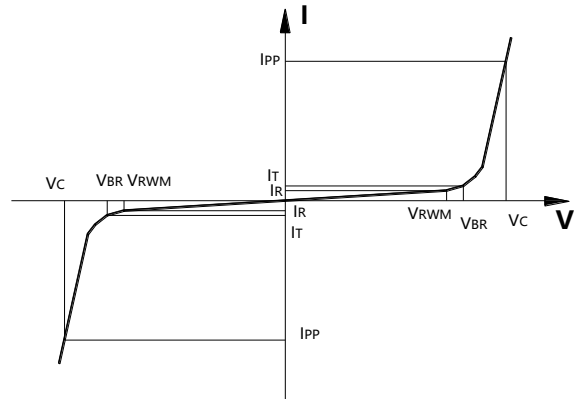
● Mechanical data

- ✧ Lead finish: 100% matte Sn(Tin)
- ✧ Mounting position: Any
- ✧ Qualified max reflow temperature: 260°C
- ✧ Device meets MSL 3 requirements
- ✧ Pure tin plating: 7 ~ 17 μm
- ✧ Pin flatness: ≤ 3 mil



● Electronic Parameter

Symbol	Parameter
V_{RWM}	Peak Reverse Working Voltage
I_R	Reverse Leakage Current @ V_{RWM}
V_{BR}	Breakdown Voltage @ I_T
I_T	Test Current
I_{PP}	Maximum Reverse Peak Pulse Current
V_C	Clamping Voltage @ I_{PP}
P_{PP}	Peak Pulse Power
C_J	Junction Capacitance



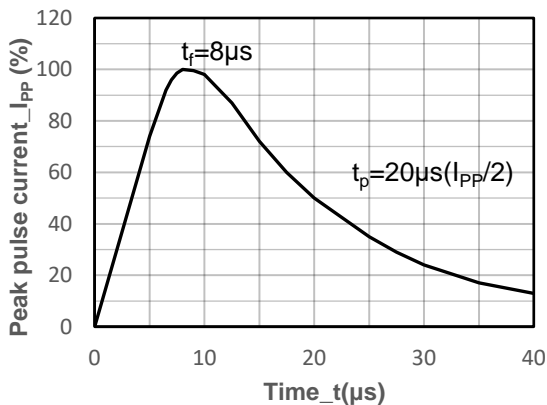
● Absolute maximum rating @ $T_A=25^\circ\text{C}$

Parameter	Symbol	Value	Unit
Peak Pulse Power (8/20 μs)	P_{PP}	2280	W
Peak Pulse Current (8/20 μs)	I_{PP}	120	A
ESD Rating per IEC61000-4-2:	Contact	30	kV
	Air	30	
Storage Temperature	T_{STG}	-55/+150	$^\circ\text{C}$
Operating Temperature	T_J	-55/+125	$^\circ\text{C}$

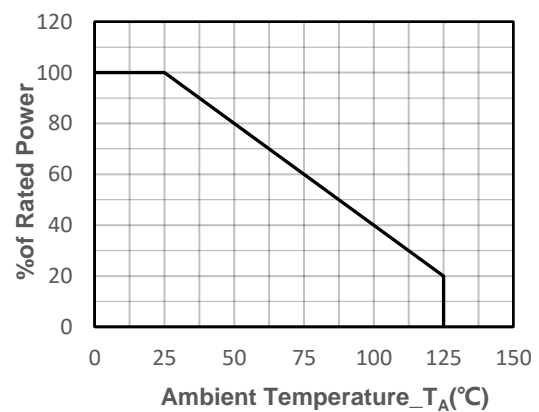
● Electrical Characteristics @ $T_A=25^\circ\text{C}$

Parameter	Symbol	Conditions	Min.	Typ.	Max.	Unit
Peak Reverse Working Voltage	V_{RWM}				5	V
Breakdown Voltage	V_{BR}	$I_T = 1\text{mA}$	5.6		8	V
Reverse Leakage Current	I_R	$V_{RWM} = 5\text{V}$			0.5	μA
Clamping Voltage	V_C	$I_{PP} = 120\text{A}$, $t_p = 8/20\mu\text{s}$			19	V
Junction Capacitance	C_J	$V_R = 0\text{V}$, $f = 1\text{MHz}$			550	pF

● Typical Performance Characteristics



8/20 μs Pulse Waveform



Power derating vs. Ambient temperature



● Package Information

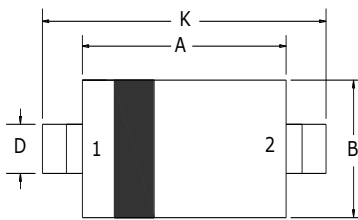
Ordering Information

Device	Package	Qty per Reel	Reel Size
SSCT5V012D2	SOD-323	3000	7 Inch

Mechanical Data

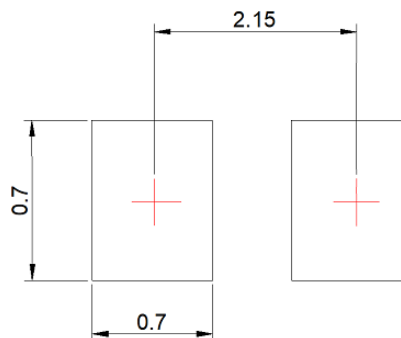
Case: SOD-323

Case Material: Molded Plastic. UL Flammability



Dim	Millimeters	
	Min	Max
A	1.60	1.80
B	1.2	1.40
C	0.80	0.90
D	0.25	0.35
E	0.15REF	
H	0	0.10
J	0.08	0.15
K	2.50	2.70

Recommended Pad outline





DISCLAIMER

AFSEMI RESERVES THE RIGHT TO MAKE CHANGES WITHOUT FURTHER NOTICE TO ANY PRODUCTS HEREIN TO IMPROVE RELIABILITY, FUNCTION OR DESIGN. AFSEMI DOES NOT ASSUME ANY LIABILITY ARISING OUT OF THE APPLICATION OR USE OF ANY PRODUCT OR CIRCUIT DESCRIBED HEREIN; NEITHER DOES IT CONVEY ANY LICIENCE UNDER ITS PATENT RIGHTS, NOR THE RIGHTS OF OTHERS.

THE GRAPHS PROVIDED IN THIS DOCUMENT ARE STATISTICAL SUMMARIES BASED ON A LIMITED NUMBER OF SAMPLES AND ARE PROVIDED FOR INFORMATIONAL PURPOSE ONLY. THE PERFORMANCE CHARACTERISTICS LISTED IN THEM ARE NOT TESTED OR GUARANTEED. IN SOME GRAPHS, THE DATA PRESENTED MAY BE OUTSIDE THE SPECIFIED OPERATING RANGE (E.G., OUTSIDE SPECIFIED POWER SUPPLY RANGE) AND THEREFORE OUTSIDE THE WARRANTED RANGE.