



# SSCE12V52N1

## SSCE12V52N1

Ultra-low Capacitance Bidirectional Micro Packaged TVS Diodes for ESD Protection

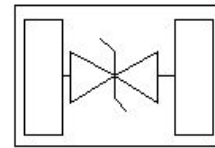
### ● Description

The SSCE12V52N1 is designed with Punch-Through process TVS technology to protect voltage sensitive components from ESD. Excellent clamping capability, low leakage, and fast response time provide best in class protection on designs that are exposed to ESD. Because of its small size, it is suited for use in cellular phones, MP3 players, digital cameras and many other portable applications where board space comes at a premium. Also because of its low capacitance, it is suited for use in high frequency designs such as USB 2.0 high speed, USB 3.0 super speed, VGA, DVI, HDMI, ESATA and other high speed line applications.

### ● Feature

- ✧ 70W peak pulse power ( $t_P = 8/20\mu s$ )
- ✧ DFN1006-2L Package
- ✧ Working voltage: 12V
- ✧ Low clamping voltage
- ✧ Low capacitance
- ✧ RoHS compliant transient protection for high speed data lines to IEC61000-4-2(ESD) $\pm 15kV$ (air), $\pm 10kV$ (contact)

### ● PIN configuration



Top view



Marking

### ● Applications

- ✧ DVI & HDMI Port Protection
- ✧ Serial and Parallel Ports
- ✧ Projection TV
- ✧ Notebooks, Desktops, Servers
- ✧ Portable instrumentation

### ● Mechanical data

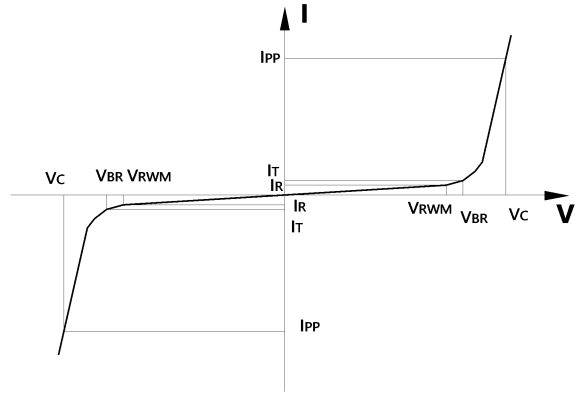
- ✧ Lead finish: 100% matte Sn(Tin)
- ✧ Mounting position: Any
- ✧ Qualified max reflow temperature: 260°C
- ✧ Device meets MSL 1 requirements
- ✧ Pure tin plating: 7 ~ 17  $\mu m$
- ✧ Pin flatness:  $\leq 3mil$



# SSCE12V52N1

## ● Electronic Parameter

Symbol	Parameter
$V_{RWM}$	Peak Reverse Working Voltage
$I_R$	Reverse Leakage Current @ $V_{RWM}$
$V_{BR}$	Breakdown Voltage @ $I_T$
$I_T$	Test Current
$I_{PP}$	Maximum Reverse Peak Pulse Current
$V_C$	Clamping Voltage @ $I_{PP}$
$P_{PP}$	Peak Pulse Power
$C$	Junction Capacitance



## ● Absolute maximum rating @TA=25°C

Symbol	Parameter	Value	Units
$P_{PP}$	Peak Pulse Power (8/20 $\mu$ S)	70	W
$I_{PP}$	Peak Pulse Current (8/20 $\mu$ S)	2.5	A
$T_{STG}$	Storage Temperature	-55/+150	°C
$T_J$	Operating Temperature	-55/+125	°C

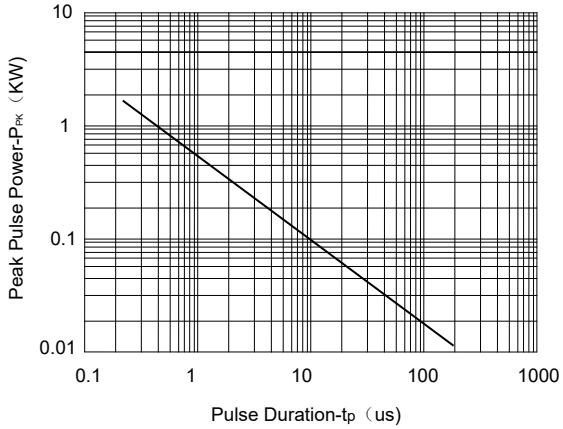
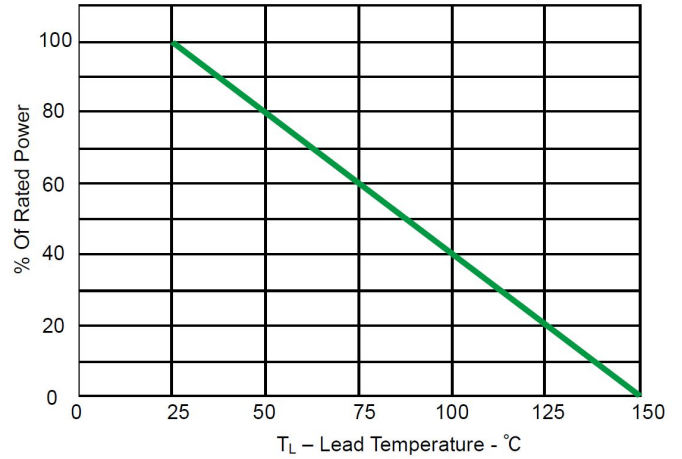
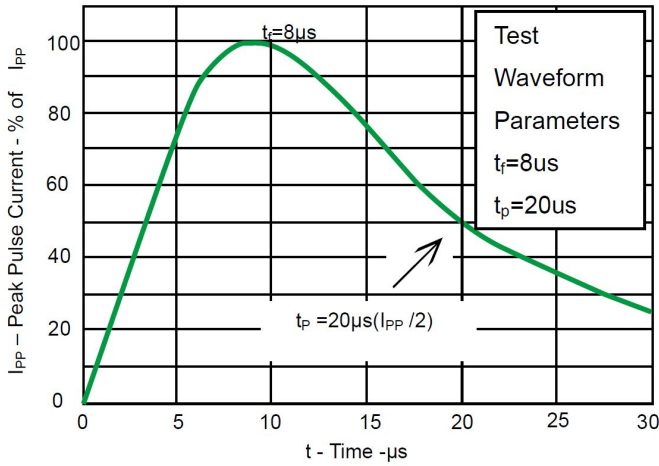
## ● Electrical Characteristics @TA=25°C

Parameter	Symbol	Conditions	Min.	Typ.	Max.	Units
Peak Reverse Working Voltage	$V_{RWM}$				12	V
Breakdown Voltage	$V_{BR}$	$I_T = 1\text{mA}$	13.5			V
Reverse Leakage Current	$I_R$	$V_{RWM} = 12\text{V}$			0.2	$\mu\text{A}$
Clamping Voltage	$V_C$	$I_{PP} = 1\text{A}$ , $t_P = 8/20\mu\text{s}$		18	20	V
Clamping Voltage	$V_C$	$I_{PP} = 2.5\text{A}$ , $t_P = 8/20\mu\text{s}$		22	28	V
Junction Capacitance	$C_J$	$V_R = 0\text{V}$ , $f = 1\text{MHz}$		1	2	pF



# SSCE12V52N1

## ● Typical Performance Characteristics



Non-Repetitive Peak Pulse Power vs. Pulse Time



# SSCE12V52N1

- **Package Information**

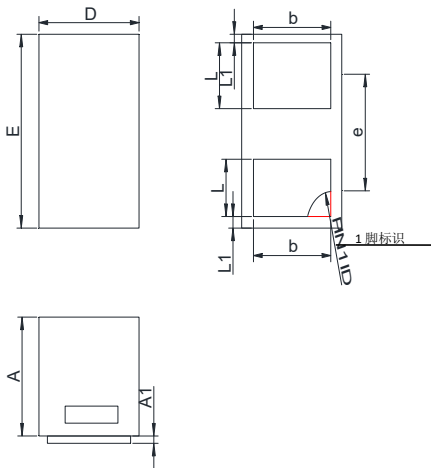
### Ordering Information

Device	Package	Qty per Reel	Reel Size
SSCE12V52N1	DFN1006-2L	10000	7 Inch

### Mechanical Data

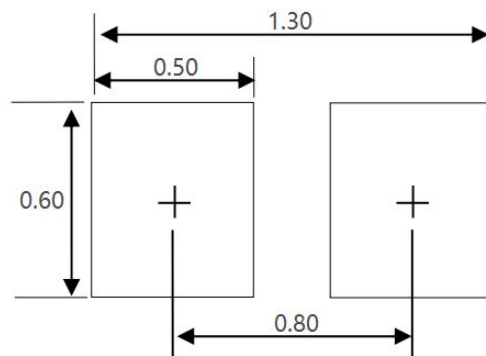
Case:DFN1006-2L

Case Material: Molded Plastic. UL Flammability



DIM	Millimeters	
	Min	Max
A	0.45	0.55
A1	0.00	0.05
D	0.55	0.65
E	0.95	1.05
b	0.45	0.60
e	0.65TYP	
L	0.2	0.3
L1	0.05REF	

### Recommended Pad outline



Unit:mm



# SSCE12V52N1

---

## DISCLAIMER

AFSEMI RESERVES THE RIGHT TO MAKE CHANGES WITHOUT FURTHER NOTICE TO ANY PRODUCTS HEREIN TO IMPROVE RELIABILITY, FUNCTION OR DESIGN. AFSEMI DOES NOT ASSUME ANY LIABILITY ARISING OUT OF THE APPLICATION OR USE OF ANY PRODUCT OR CIRCUIT DESCRIBED HEREIN; NEITHER DOES IT CONVEY ANY LICIENCE UNDER ITS PATENT RIGHTS, NOR THE RIGHTS OF OTHERS.

THE GRAPHS PROVIDED IN THIS DOCUMENT ARE STATISTICAL SUMMARIES BASED ON A LIMITED NUMBER OF SAMPLES AND ARE PROVIDED FOR INFORMATIONAL PURPOSE ONLY. THE PERFORMANCE CHARACTERISTICS LISTED IN THEM ARE NOT TESTED OR GUARANTEED. IN SOME GRAPHS, THE DATA PRESENTED MAY BE OUTSIDE THE SPECIFIED OPERATING RANGE (E.G., OUTSIDE SPECIFIED POWER SUPPLY RANGE ) AND THEREFORE OUTSIDE THE WARRANTED RANGE.