



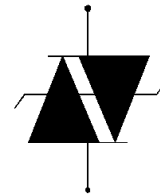
SSCT6V032DB

Thyristors Solid Protection Device Bidirectional transient voltage suppressors

● Description

The SSCT6V032DB is designed with Punch-Through process TVS technology to protect voltage sensitive components from ESD. Excellent clamping capability, low leakage, and fast response time provide best in class protection on designs that are exposed to ESD. Because of its small size, it is suited for use in cellular phones, MP3 players, digital cameras and many other portable applications where board space comes at a premium. Also because of its low capacitance, it is suited for use in high frequency designs such as USB 2.0 high speed, USB 3.0 super speed, VGA, DVI, HDMI, ESATA and other high speed line applications.

● PIN configuration



SMB

● Features

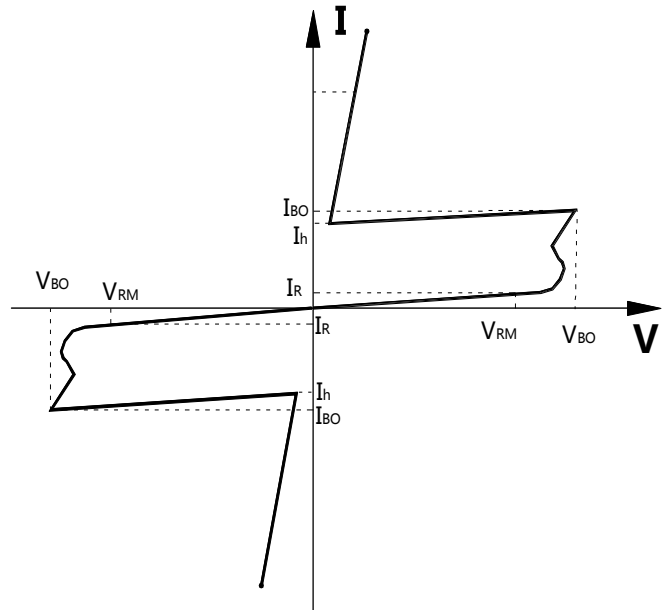
- For surface mounted applications to optimize board space
- Low profile package
- Bidirectional crowbar protection
- Low leakage current : $I = 5\mu\text{A max}$
- Low on-state voltage
- Low Capacitance
- Response Time is $< 1\mu\text{s}$
- YD/T 950 IEC 61000-4-5
- YD/T 993 ITU K.20/21
- YD/T 1082 TIA-968-A
- GR 1089 Intra-building
- Solid-state silicon technology
- Meets MSL 1 Requirements
- ROHS compliant



SSC6V032DB

● Electronic Parameter

Symbol	Parameter
V_{RM}	Stand-off voltage
V_{BR}	Breakdown voltage
V_{BO}	Switching Voltage
I_{BO}	Breakover current
I_{RM}	Leakage current at V_{RM}
I_{PP}	Peak pulse current
I_H	Holding current
V_T	On-state Voltage at I_T
C_O	Off-state Capacitance



● Absolute maximum rating @TA=25°C

Symbol	Parameter	Value	Units
I_{PP}	Non-repetitive peak pulse current	10/1000 us	100
		5/310 us	150
		8/20 us	400
V_{PP}	Non-repetitive peak pulse voltage	10/700us	6000
V_{ESD}	ESD Rating per IEC61000-4-2: Contact Air	8	KV
		15	
T_s	Storage temperature range	-40 to +150	°C
T_j	Maximum junction temperature	150	°C

● Electrical Characteristics @TA=25°C

Type	V_{RM}	I_{RM}	V_{BO}	I_{BO}	V_T	I_T	C_O	I_H
	Min.	Max.		Max.	Max.		Typ.	Typ.
	V	μA	V	mA	V	A	pF	mA
SSCT6V032DB	6	5	25	800	4	2.2	100	50



● Typical Performance Characteristics

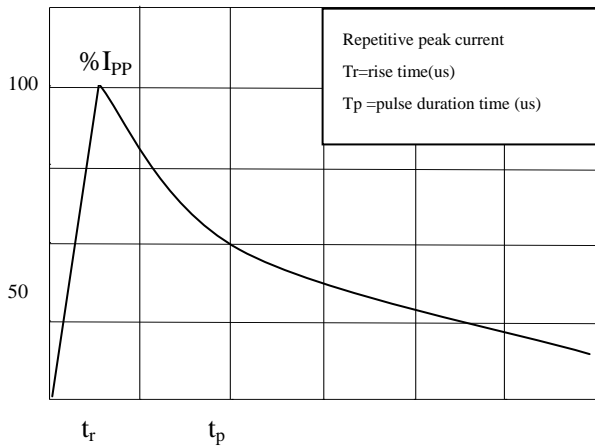


Fig.1 Pulse Waveform (5/310us)

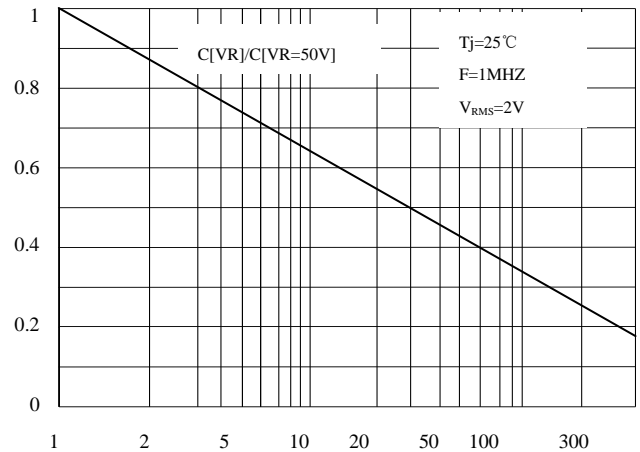


Fig.2 Relation Variation of Junction Capacitance Versus Reverse Voltage Applied (Typical Values)

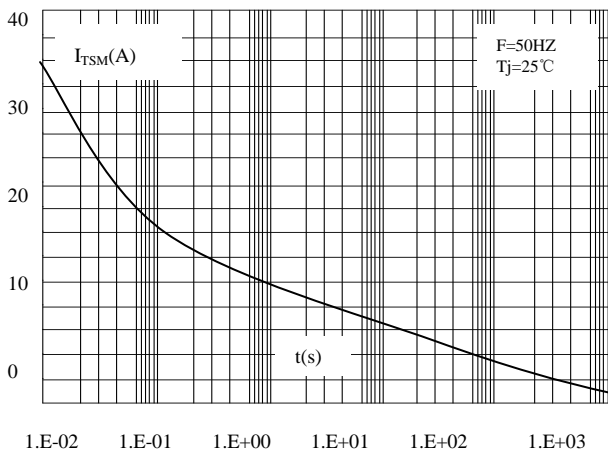


Fig.3 Non Repetitive Surge Peak On-State Current Versus Overload Duration

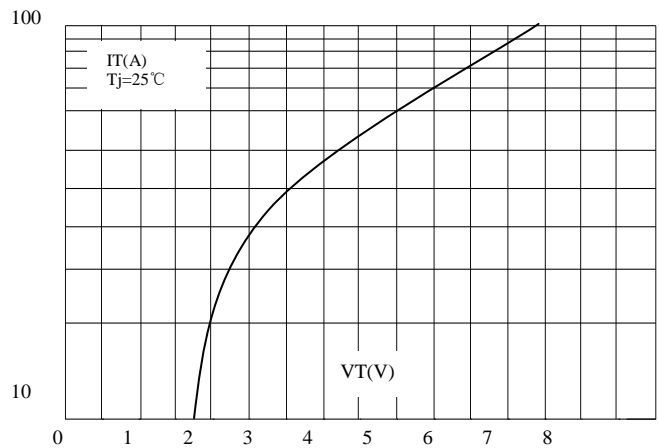


Fig.4 On-State Voltage Versus On-State Current (Typical Values)

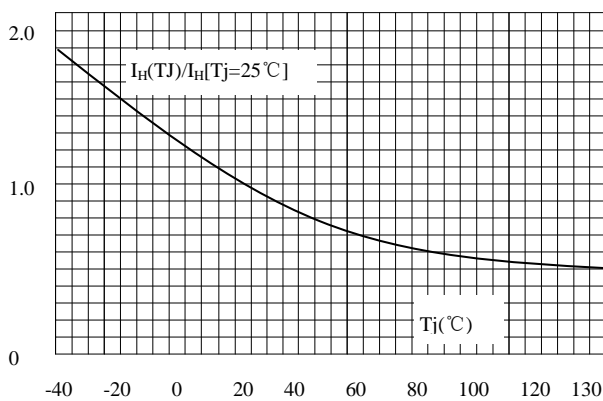


Fig.5 Relative Variation of Hold Current Versus Junction Temperature

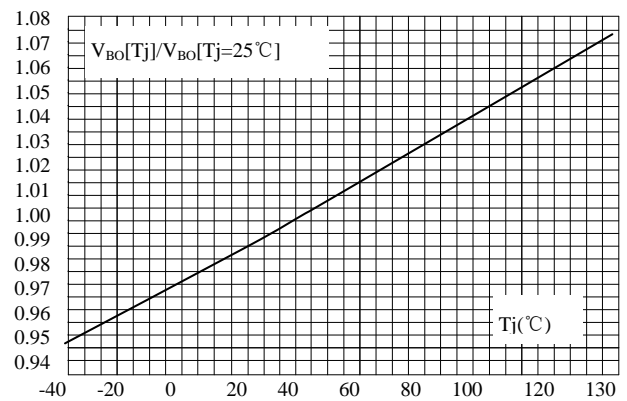


Fig.6 Relative Variation of Break Over Voltage Versus Junction Temperature

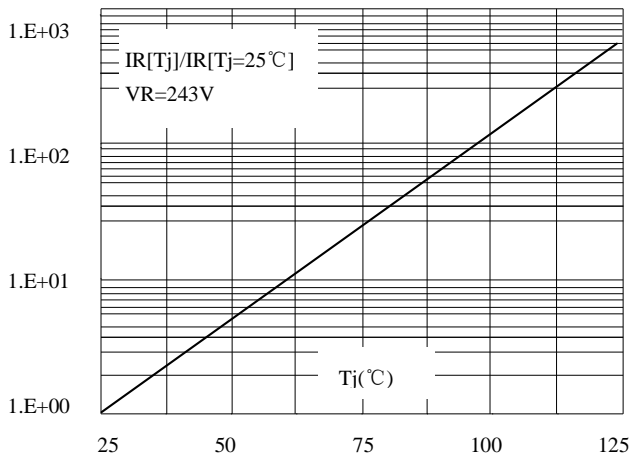


Fig.7 Relative Variation of Leakage Current Versus Reverse Voltage (Typical Values)

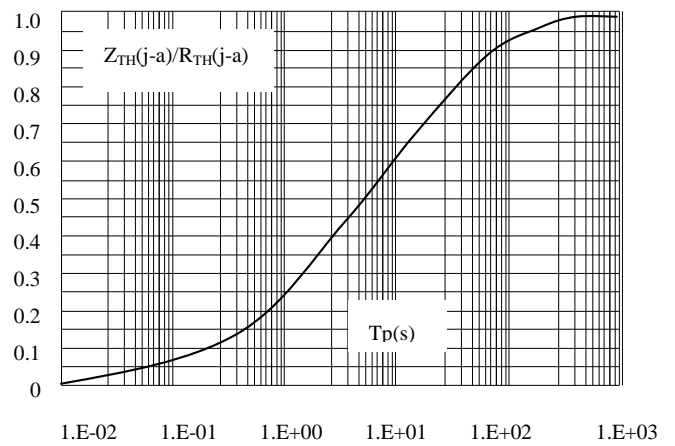
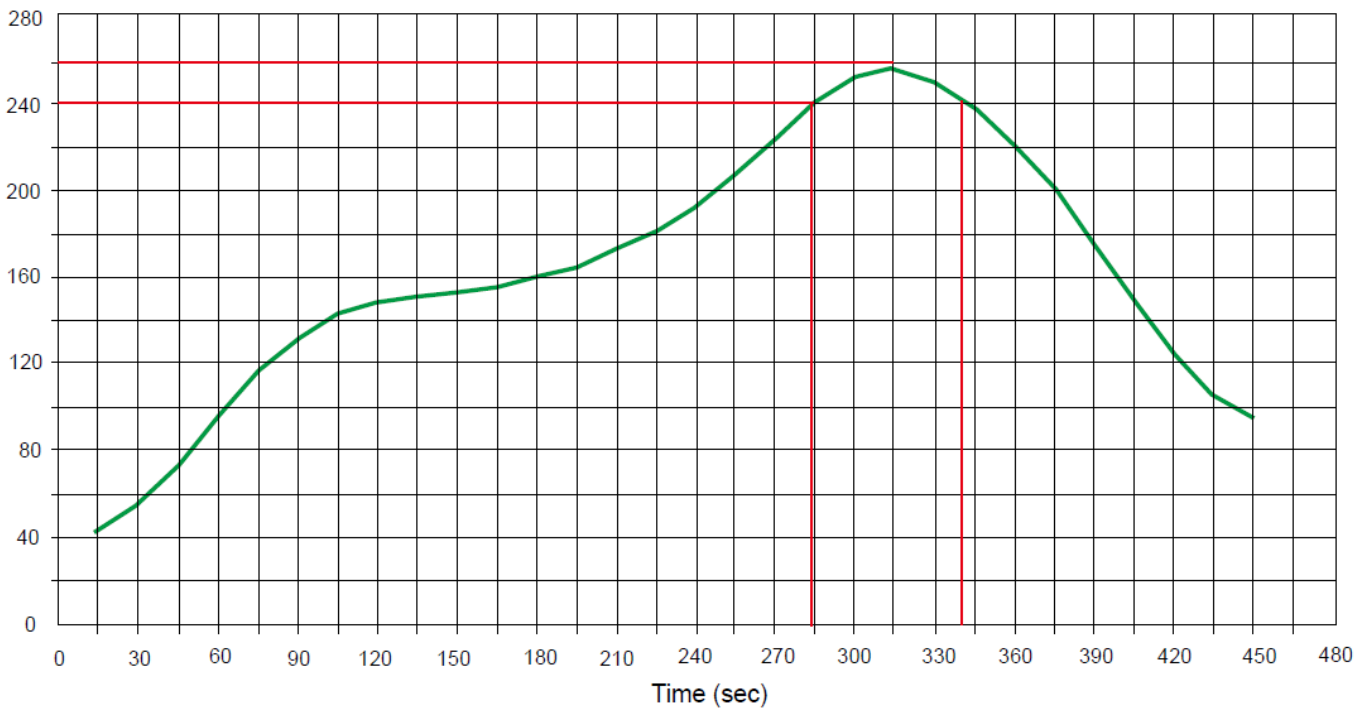


Fig.8 Variation of Thermal Impedance Junction To Ambient Versus Pulse Duration

● Solder Reflow Recommendation

Peak Temp=257°C, Ramp Rate=0.802deg. °C/sec





SSC6V032DB

- **Package Information**

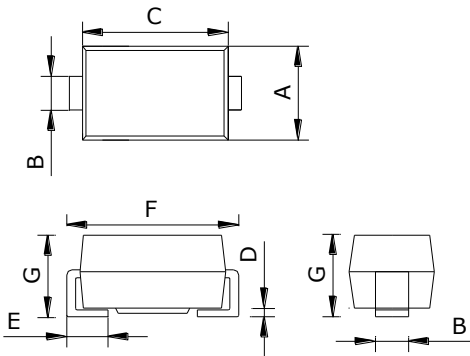
Ordering Information

Device	Package	Qty per Reel	Reel Size
SSCT6V032DB	SMB	2500	13 Inch

Mechanical Data

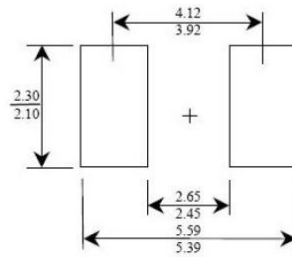
Case:SMB

Case Material: Molded Plastic. UL Flammability



DIM	Millimeters		
	Min	Nom	Max
A	3.30	3.60	3.94
B	1.80	2.00	2.21
C	4.05	4.45	5.30
D	0.051	0.20	0.203
E	0.76	1.14	1.52
F	5.08	5.25	5.59
G	2.05	2.30	2.45

Recommended Pad outline





DISCLAIMER

AFSEMI RESERVES THE RIGHT TO MAKE CHANGES WITHOUT FURTHER NOTICE TO ANY PRODUCTS HEREIN TO IMPROVE RELIABILITY, FUNCTION OR DESIGN. AFSEMI DOES NOT ASSUME ANY LIABILITY ARISING OUT OF THE APPLICATION OR USE OF ANY PRODUCT OR CIRCUIT DESCRIBED HEREIN; NEITHER DOES IT CONVEY ANY LICIENCE UNDER ITS PATENT RIGHTS, NOR THE RIGHTS OF OTHERS.

THE GRAPHS PROVIDED IN THIS DOCUMENT ARE STATISTICAL SUMMARIES BASED ON A LIMITED NUMBER OF SAMPLES AND ARE PROVIDED FOR INFORMATIONAL PURPOSE ONLY. THE PERFORMANCE CHARACTERISTICS LISTED IN THEM ARE NOT TESTED OR GUARANTEED. IN SOME GRAPHS, THE DATA PRESENTED MAY BE OUTSIDE THE SPECIFIED OPERATING RANGE (E.G., OUTSIDE SPECIFIED POWER SUPPLY RANGE) AND THEREFORE OUTSIDE THE WARRANTED RANGE.