



# SSCEXXX11D3

## SSCEXXX11D3 Series

Micro Packaged TVS Diodes for ESD Protection

The SSCEXXX11D3 Series is designed to protect voltage sensitive components from ESD. Excellent clamping capability, low leakage, and fast response time provide best in class protection on designs that are exposed to ESD. Because of its small size, it is suited for use in cellular phones, MP3 players, digital cameras and many other portable applications where board space comes at a premium.

This series has been specifically designed to protect sensitive components which are connected to data and transmission lines from overvoltage caused by ESD(electrostatic discharge), and EFT (electrical fast transients).

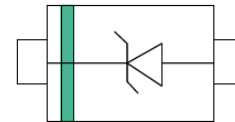
### ◇ Feature

- ◇ 100W peak pulse power (TP = 8/20 $\mu$ s)
- ◇ SOD-523 Package
- ◇ Working voltage: 3.3V to 36V
- ◇ Low clamping voltage
- ◇ Low capacitance
- ◇ Device Meets MSL 1 Requirements
- ◇ Low Body Height: 1.68mm
- ◇ Solid-state silicon avalanche technology
- ◇ ROHS compliant

### Protection solution to meet

- ◇ IEC61000-4-2 (ESD)  $\pm$ 30kV (air),  $\pm$ 22kV (contact)
- ◇ IEC61000-4-4 (EFT) 40A (5/50ns)
- ◇

### ● PIN configuration



Topview

### ● Applications

- ◇ USB 2.0 Power & Data Line Protection
- ◇ DVI & HDMI Port Protection
- ◇ Serial ATA Port Protection
- ◇ Mobile Handsets
- ◇ Digital Cameras and camcorders
- ◇ PDA & MP3 Players
- ◇ Digital TV and Set-top Boxes

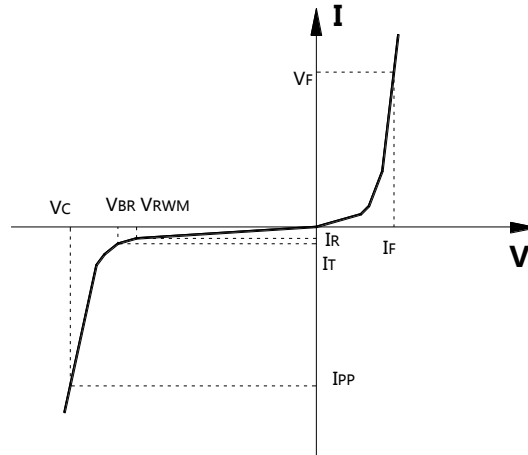
### ● Mechanical data

- ◇ Lead finish: 100% matte Sn(Tin)
- ◇ Mounting position: Any
- ◇ Qualified max reflow temperature: 260 $^{\circ}$ C
- ◇ Device meets MSL 1 requirements
- ◇ Pure tin plating: 7 ~ 17  $\mu$ m



● **Electronic Parameter**

Symbol	Parameter
$V_{RWM}$	Peak Reverse Working Voltage
$I_R$	Reverse Leakage Current @ $V_{RWM}$
$V_{BR}$	Breakdown Voltage @ $I_T$
$I_T$	Test Current
$I_{PP}$	Maximum Reverse Peak Pulse Current
$V_C$	Clamping Voltage @ $I_{PP}$
$P_{PP}$	Peak Pulse Power
C	Junction Capacitance



● **Absolute maximum rating @TA=25°C**

Symbol	Parameter	Value	Units
$P_{PP}$	Peak Pulse Power (8/20 $\mu$ S)	100	W
$T_{STG}$	Storage Temperature	-55/+150	°C
$T_J$	Operating Temperature	-55/+150	°C

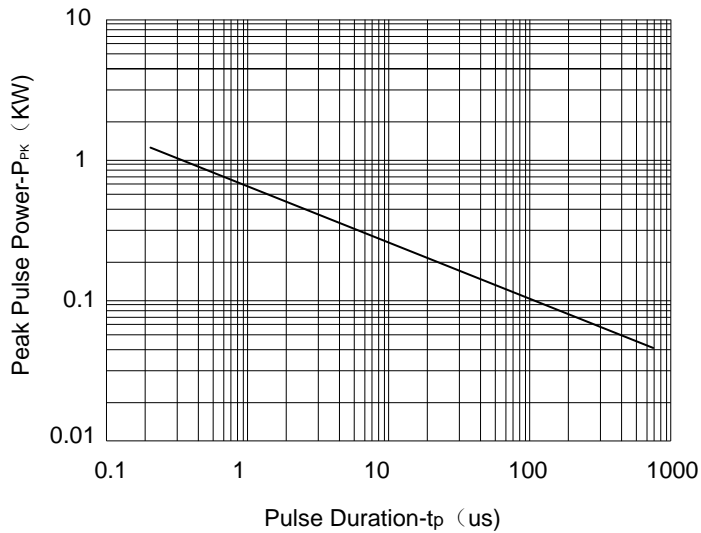
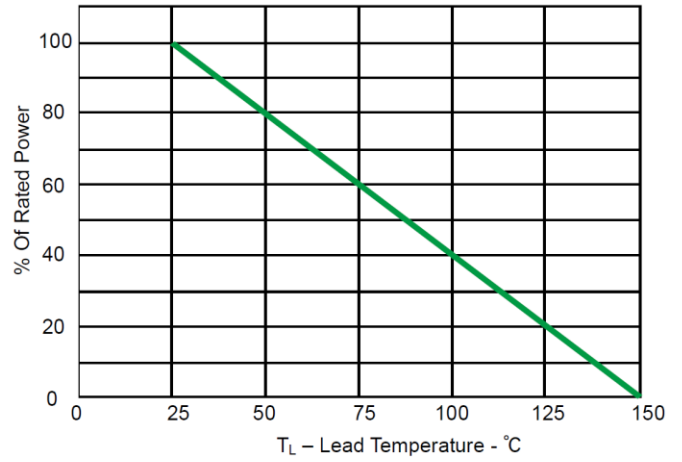
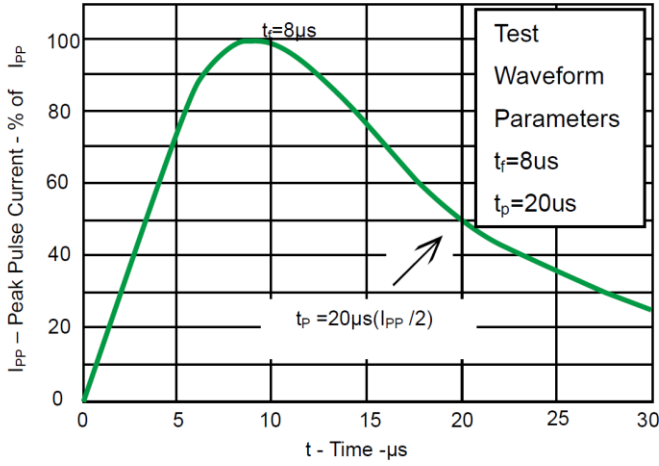
● **Electrical Characteristics @TA=25°C**

Device	$V_{RWM}$ (V)	$I_R$ @ $V_{RWM}$ ( $\mu$ A)	$V_{BR}$ @ 1 mA	$V_C$	Capacitance	
			(Volts)	@ 1 A	@ $V_R = 0$ V, 1 MHz (pF)	
			Min	(V)	Typ	Max
SSCE3V311D3	3.30	2	5.00	7.50	40	55
SSCE5V011D3	5.00	2	6.00	9.80	36	45
SSCE7V011D3	7.00	2	7.5	9.20	70	85
SSCE12V11D3	12.0	2	14	17.8	35	45
SSCE15V11D3	15.0	2	16.7	24.0	35	45
SSCE24V11D3	24.0	2	26.7	43.0	30	45
SSCE36V11D3	36.0	2	40.0	69.5	28	40



# SSCEXX11D3

## ● Typical Performance Characteristics



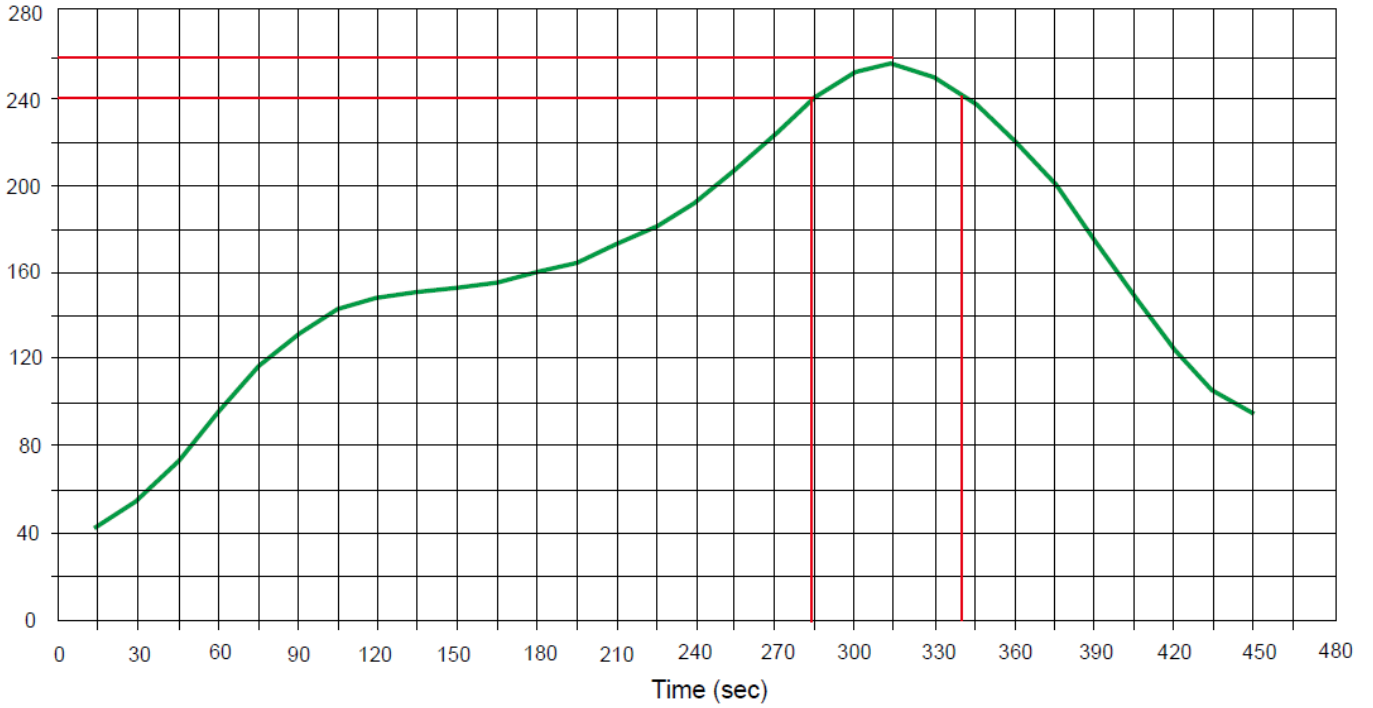
Non-Repetitive Peak Pulse Power vs. Pulse Time



# SSCEXXX11D3

## ● Solder Reflow Recommendation

Peak Temp=257°C, Ramp Rate=0.802deg. °C/sec





# SSCEXXX11D3

- Package Information

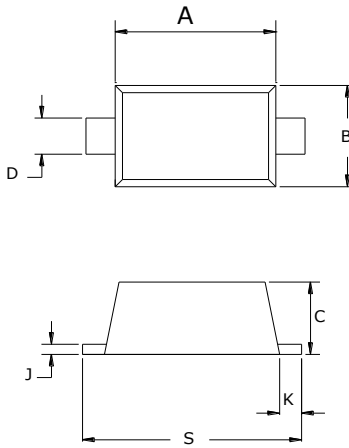
### Ordering Information

Device	Package	Qty per Reel	Reel Size
SSCEXXX11D3	SOD-523	3000	7 Inch

### Mechanical Data

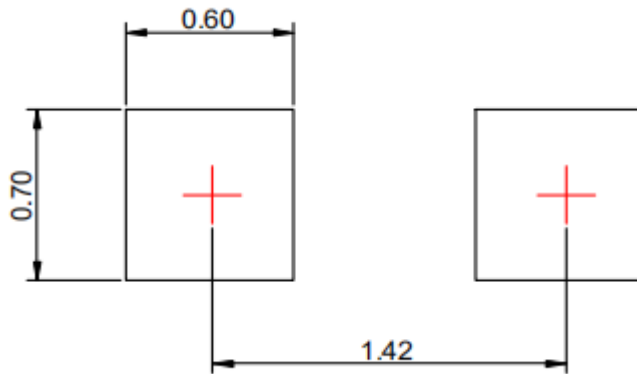
Case: SOD-523

Case Material: Molded Plastic. UL Flammability



Dim	Millimeters	
	Min	Max
A	1.10	1.30
B	0.75	0.85
C	0.51	0.70
D	0.25	0.35
J	0.08	0.15
K	0.15	0.25
S	1.50	1.70

### Recommended Pad outline





# SSCEXXX11D3

---

## DISCLAIMER

AFSEMI RESERVES THE RIGHT TO MAKE CHANGES WITHOUT FURTHER NOTICE TO ANY PRODUCTS HEREIN TO IMPROVE RELIABILITY, FUNCTION OR DESIGN. AFSEMI DOES NOT ASSUME ANY LIABILITY ARISING OUT OF THE APPLICATION OR USE OF ANY PRODUCT OR CIRCUIT DESCRIBED HEREIN; NEITHER DOES IT CONVEY ANY LICIENCE UNDER ITS PATENT RIGHTS, NOR THE RIGHTS OF OTHERS.

THE GRAPHS PROVIDED IN THIS DOCUMENT ARE STATISTICAL SUMMARIES BASED ON A LIMITED NUMBER OF SAMPLES AND ARE PROVIDED FOR INFORMATIONAL PURPOSE ONLY. THE PERFORMANCE CHARACTERISTICS LISTED IN THEM ARE NOT TESTED OR GUARANTEED. IN SOME GRAPHS, THE DATA PRESENTED MAY BE OUTSIDE THE SPECIFIED OPERATING RANGE (E.G., OUTSIDE SPECIFIED POWER SUPPLY RANGE ) AND THEREFORE OUTSIDE THE WARRANTED RANGE.