



SSCE5V052N9

Ultra-low Capacitance Bidirectional Micro Packaged TVS Diodes for ESD Protection

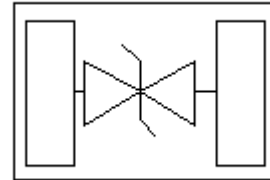
● Description

The SSCE5V052N9 is designed with Punch-Through process TVS technology to protect voltage sensitive components from ESD. Excellent clamping capability, low leakage, and fast response time provide best in class protection on designs that are exposed to ESD. Because of its small size, it is suited for use in cellular phones, MP3 players, digital cameras and many other portable applications where board space comes at a premium. Also because of its low capacitance, it is suited for use in high frequency designs such as USB 2.0 high speed, USB 3.0 super speed, VGA, DVI, HDMI, ESATA and other high speed line applications.

● Feature

- ✧ 20W peak pulse power ($t_P = 8/20\mu s$)
- ✧ DFN1006 Package
- ✧ Working voltage: 5V
- ✧ Low clamping voltage
- ✧ Low capacitance
- ✧ RoHS compliant transient protection for high speed data lines to IEC61000-4-2(ESD) $\pm 20kV$ (air), $\pm 20kV$ (contact)

● PIN configuration



Topview

● Applications

- ✧ DVI & HDMI Port Protection
- ✧ Serial and Parallel Ports
- ✧ Projection TV
- ✧ Notebooks, Desktops, Servers
- ✧ Solid-state Punch-Through TVS Process technology Portable instrumentation

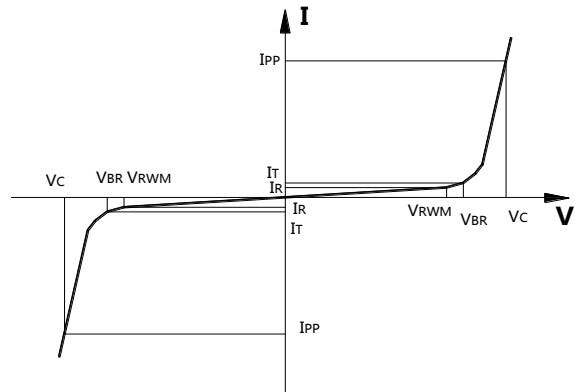
● Mechanical data

- ✧ Lead finish: 100% matte Sn(Tin)
- ✧ Mounting position: Any
- ✧ Qualified max reflow temperature: 260°C
- ✧ Device meets MSL 1 requirements
- ✧ Pure tin plating: 7 ~ 17 μm
- ✧ Pin flatness: $\leq 3mil$



● **Electronic Parameter**

| Symbol | Parameter |
|-----------|-------------------------------------|
| V_{RWM} | Peak Reverse Working Voltage |
| I_R | Reverse Leakage Current @ V_{RWM} |
| V_{BR} | Breakdown Voltage @ I_T |
| I_T | Test Current |
| I_{PP} | Maximum Reverse Peak Pulse Current |
| V_C | Clamping Voltage @ I_{PP} |
| P_{PP} | Peak Pulse Power |
| C | Junction Capacitance |



● **Absolute maximum rating @TA=25°C**

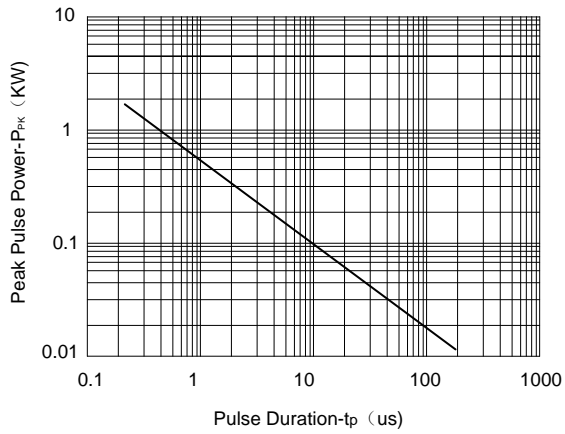
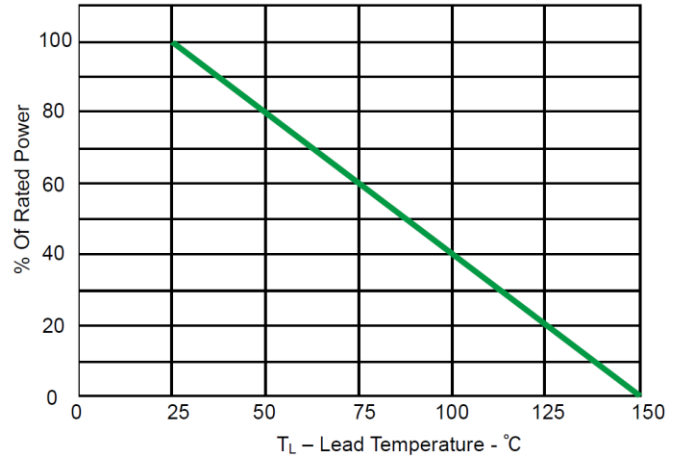
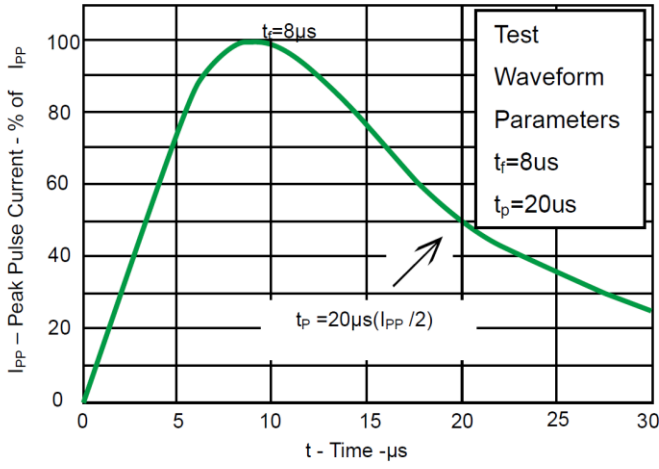
| Symbol | Parameter | Value | Units |
|-----------|---------------------------|----------|-------|
| P_{PP} | Peak Pulse Power (8/20μS) | 20 | W |
| T_{STG} | Storage Temperature | -55/+150 | °C |
| T_J | Operating Temperature | -55/+150 | °C |

● **Electrical Characteristics @TA=25°C**

| Parameter | Symbol | Conditions | Min. | Typ. | Max. | Units |
|------------------------------|-----------|-----------------------------|------|------|------|-------|
| Peak Reverse Working Voltage | V_{RWM} | | | 5 | | V |
| Breakdown Voltage | V_{BR} | $I_t = 1mA$ | 5.6 | | | V |
| Reverse Leakage Current | I_R | $VRWM = 5.0V, T = 25°C$ | | | 1 | μA |
| Clamping Voltage | V_C | $I_{PP} = 2A, t_P = 8/20μs$ | | 10 | | V |
| Junction Capacitance | C_J | $VR = 0V, f = 1MHz$ | | 2 | | pF |



● Typical Performance Characteristics



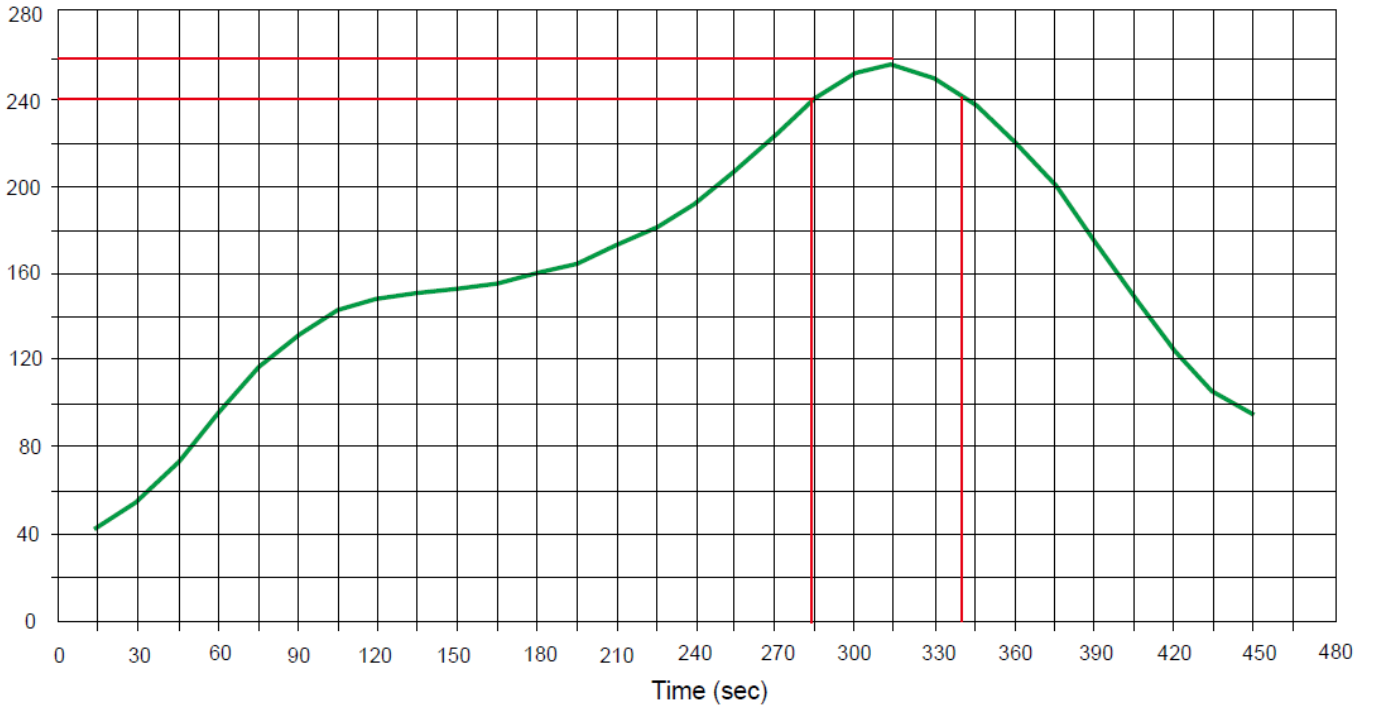
Non-Repetitive Peak Pulse Power vs. Pulse Time



SSCE5V052N9

- **Solder Reflow Recommendation**

Peak Temp=257°C, Ramp Rate=0.802deg. °C/sec





SSCE5V052N9

- **Package Information**

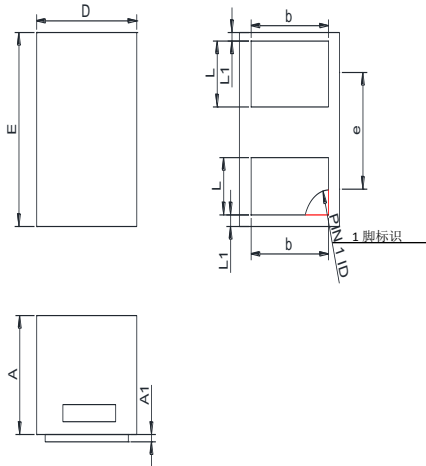
Ordering Information

| Device | Package | Qty per Reel | Reel Size |
|-------------|---------|--------------|-----------|
| SSCE5V052N9 | DFN1006 | 10000 | 7 Inch |

Mechanical Data

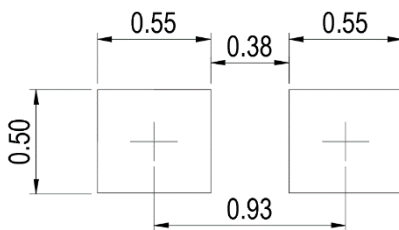
Case:DFN1006

Case Material: Molded Plastic. UL Flammability



| DIM | Millimeters | |
|-----|-------------|------|
| | Min | Max |
| A | 0.35 | 0.50 |
| A1 | 0.00 | 0.05 |
| D | 0.45 | 0.55 |
| E | 0.95 | 1.05 |
| b | 0.45 | 0.55 |
| e | 0.65TYP | |
| L | 0.2 | 0.3 |
| L1 | 0.05REF | |

Recommended Pad outline





DISCLAIMER

AFSEMI RESERVES THE RIGHT TO MAKE CHANGES WITHOUT FURTHER NOTICE TO ANY PRODUCTS HEREIN TO IMPROVE RELIABILITY, FUNCTION OR DESIGN. AFSEMI DOES NOT ASSUME ANY LIABILITY ARISING OUT OF THE APPLICATION OR USE OF ANY PRODUCT OR CIRCUIT DESCRIBED HEREIN; NEITHER DOES IT CONVEY ANY LICIENCE UNDER ITS PATENT RIGHTS, NOR THE RIGHTS OF OTHERS.

THE GRAPHS PROVIDED IN THIS DOCUMENT ARE STATISTICAL SUMMARIES BASED ON A LIMITED NUMBER OF SAMPLES AND ARE PROVIDED FOR INFORMATIONAL PURPOSE ONLY. THE PERFORMANCE CHARACTERISTICS LISTED IN THEM ARE NOT TESTED OR GUARANTEED. IN SOME GRAPHS, THE DATA PRESENTED MAY BE OUTSIDE THE SPECIFIED OPERATING RANGE (E.G., OUTSIDE SPECIFIED POWER SUPPLY RANGE) AND THEREFORE OUTSIDE THE WARRANTED RANGE.